

Session 1

Daughters of Zelophehad

Children discover that God takes care of us and therefore we can go to Him with our problems.

Scripture: Numbers 27:1–11

Supplies

- Beads (4 per child) and pieces of rope/wool/cord
- White board or large sheet of paper to draw the story while you tell it
- White board markers or koki pens
- Pebbles, leaves and branches, or small building blocks
- Large box
- Paper, pattern of puppets, scissors



Welcome

(Encourage the children to act creatively on every suggestion.)

“I imagine myself being...”

- A statue of an athlete.
- A washing machine: Form a washing machine’s drum with your arms in front of you. Blink your eyes to turn the machine on. Now you must shake and make a noise until the clothes are clean.
- The sprinklers in the garden: Put your left hand behind your head and straighten the other arm in front of you. Imitate a sprinkler by turning around and making the sound “tsh–tsh”.
- I am in the Protea team and we have just won the cricket world cup. (Or Springboks with rugby etc.)
- In the arms of a mother/grandma/aunt/carer: Give “motherly hugs” to yourself or the friends around you. (Always be sensitive to your group’s context and adjust as needed.)

You could act out Biblical characters as well (eg. Esther, Ruth, Mary, Miriam etc.)

For a smaller group: Each child gets 4 beads and a piece of rope/wool/cord. Let them string the beads and make bracelets to wear around their arms. While they string the beads, they name each bead as follows:

my name / my grade / my favourite sport / my favourite food/cooldrink

Give them half a minute to tell a friend next to them what the meaning of each bead is.

If you don’t have beads available, they could use 4 fingers or 4 blocks.



Worship

Settle down ritual: Let the children repeat these verses after you from Psalm 23:1–3: “The Lord is my Shepherd, I lack nothing. He makes me lie down in green pastures, He leads me beside quiet waters, He refreshes my soul. He guides me along the right paths for his Name’s sake.”

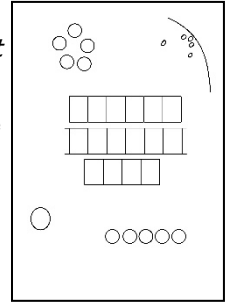
You can use a poster or flash cards for this.




Word

(When you start telling the story, there must already be a few circles and other shapes on a sheet of paper or on a white/black board. Refer to the template below.)

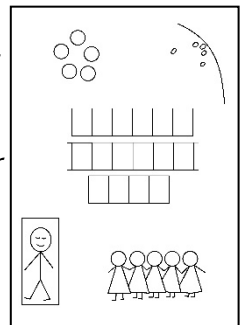
This term's sessions are about strange women in the Bible. Some of them had strange jobs. Some of them did strange or special things. Others had very strange names...



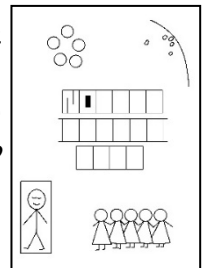
Do you know someone whose name is Mahlah? Or Noah? Or Hoglah? Or Milcah? Or Tirzah? *(Let the children repeat the names with you.)* These are strange names, right?! But do you know that there really were 5 women with those strange names and all of them were sisters? Do you know someone whose name is Zelophehad? There really was a family with these names. The father's name was Zelophehad and his daughters Mahlah, Noah, Hoglah, Milcah and Tirzah. *(Draw a picture of a father in the bottom corner and draw the five daughters next to him.)*



One day the father, Zelophehad, made a good decision. Moses was the leader of the Israelites. There were people who banded together against Moses and the Lord. Father Zelophehad did not want to be part of the gang who banded against the Lord, because he obeyed the Lord. He wasn't perfect, but his daughters knew he was an honest man and he believed in the Lord. After his death, they remembered the man he was and what he taught them. *(Draw a rectangle around the father to resemble a coffin. Draw his eyes closed and colour the rectangle roughly.)*

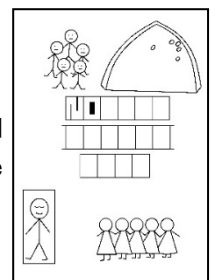


They had a big problem. All the other families received an area of land in the new country, but because they were only daughters and did not have a brother, the leaders forgot about them. Everybody thought only the men could get new land. They didn't even have an uncle or nephew who cared about what was going to become of them. *(Change the first two rectangles in the top row into the word "NO".)*

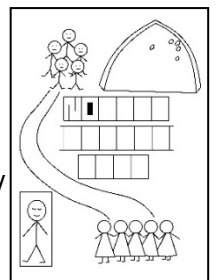


How could they solve this problem? *(Listen to the children's suggestions.)*


In the Bible we read exactly what they did. Let's read it in Numbers 27:2: "They went and stood before Moses, Eleazar the priest, the leaders, and the whole community at the entrance of the Tabernacle..." *(Now draw the Tabernacle with Moses and the leaders.)*




The daughters were very brave. They did not sit and complain. They did not walk around and say bad things about Moses and the leaders. They did not even fight with each other. They made a plan and all five of them worked together on this plan. *(Now draw the road between the daughters and the leaders.)*



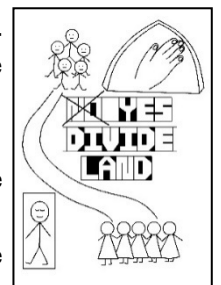
They spoke to the right people; people who could make a difference. The leaders listened because they respected God and the daughters. But what should they do? Moses always had a plan and that was to ask God what to do. You can also ask God to help you with your problems. *(Draw praying hands.)*



The Lord answered Moses. Let's read his answer in verse 7: "What the daughters of Zelophehad request is right. You must certainly give them property as an inheritance among their father's relatives. Let his inheritance pass on to them..." *(Draw a cross through "NO" and write "YES" next to it by using the rectangles.)*



God provided for them. His plan included everyone. He taught his nation not to neglect anyone. They had to take care of everyone and make sure everyone had a proper home. God is still the same. *(Change the blocks underneath "NO" and "YES" to form the words "DIVIDE LAND".)*



Thankfully the daughters of Zelophehad handled their problem wisely. Then everyone could see how righteous God was, and Moses and the leaders learned how to make good decisions. Whenever you meet someone with a strange name again, remember these five women in the Bible with strange names and how they solved their problem!

Let's make a "rap" of the story:

Don't be sad; don't be mad; God has a plan!

Do not fear; God is near; say "I can!"

Be strong, be brave.

Today God can make a way!

Children reflect on the story:

1. I wonder which part of this story you like most.
2. I wonder how people will solve that type of problem today.
3. I wonder who you talk to when you have a problem.
4. I wonder if you can remember a time when God took care of you.



Working and Playing


- Build a town: In a sand box or outdoors in the sand – divide an area into 12 parts (to represent the 12 tribes of Israel). In every part you can build houses and gardens with available material, for example pebbles, leaves and branches or small building blocks, etc.
- Use a large box to make a house. Draw windows and doors. On the front door you can write: "Everybody is welcome" and on the back door: "God cares for us".
- Each child draws a house with people inside that God cares for. Decorate this.
- Paper puppet string: The children fold a long strip of paper zigzag with the puppet template on the front. Make sure the template fits the paper strip and cut off extra parts as needed. Children cut out the puppets. They can then write the following values on the puppets:
 - Don't complain
 - Stand together (be brave)

Talk to the right people

Talk to God


Do what God says

Write on the long strip underneath the puppets: "Daughters of Zelophehad".



Closing prayer to end the session:

Close the session with a blessing: Let the children sit or stand in a circle. Let them stand with their arms stretched out to the sides, with the palms of their hands facing upwards. The palm of each person's right hand is on top of the left hand of the person to their right. Let them practise to share a blessing: Any person can start by moving their right hand over and lightly tapping the right hand of the person to their left. Move that hand back. Then the person to his left does the same movement and lightly taps the right hand of the person to his left. Go around the circle: in this manner the blessing is sent around. As soon as everyone gets it right, continue with the movement while they say the blessing:



May the Lord go **before** you to show you the right path;


May the Lord be **behind** you to protect you;

May the Lord be **beside** you to comfort and embrace you;

May the Lord be **below** you to catch you when you fall;

May the Lord be **above** you to bless you;

May the Lord be **in** you to guide you with his Holy Spirit. Amen.



ON FOLD

